

INTERNATIONAL STANDARD BUSINESS SOLUTIONS

BHUMI  WORLD
INDUSTRIAL PARK
PIMPLAS - THANE

Contact: +91 22 2547 4806 / 07 or R. C. Dani- 098675 22001


Disclaimer: This document is for guidance only. It is not a legal document and does not constitute part of an offer or contract. This brochure is not to be reproduced or copied or made available to others.
Design subject to change without prior notice. Proposed development is subject to approval of competent authorities.

© All Copyright reserved by Bhumi Associates

Company Vision | Looking Beyond Limits

Project | Powering Your Growth

Total area : 28 Lacs sq. ft. | RCC Structure. Industrial Sheds. Commercial Spaces.



Industrial Units / Office Spaces



Proposed Commercial Units & Showrooms

Progress in Motion

At Bhumi World our vision is to be the force behind your progress. We look ahead at new and emerging business solutions so your tomorrow can be brighter than today. We believe in continually providing industry specific solutions to deliver better value for you.

Welcome to Bhumi World, a state-of-the-art industrial park that combines well-planned industrial spaces with high-quality infrastructure, location advantages and a modern business environment. Our work is driven by our values - innovation, dedication and progress. These values are embodied by our leaders, who are visionaries with in-depth industry knowledge. Under their pioneering and experienced leadership, the team at Bhumi World specializes in constructing the best-in-class industrial space solutions that empower your industry.

A World Of Unique Space Solutions

Explore the future of Industrial Space at Bhumi World. Specially crafted keeping the distinct requirement of your business or industry, Bhumi World – Industrial Park is an integrated mix of RCC structure (gala), Industrial Sheds and Commercial Spaces. It is a perfect place to accommodate the large number of Small and Medium Enterprises (SMEs) within its well-planned realm.

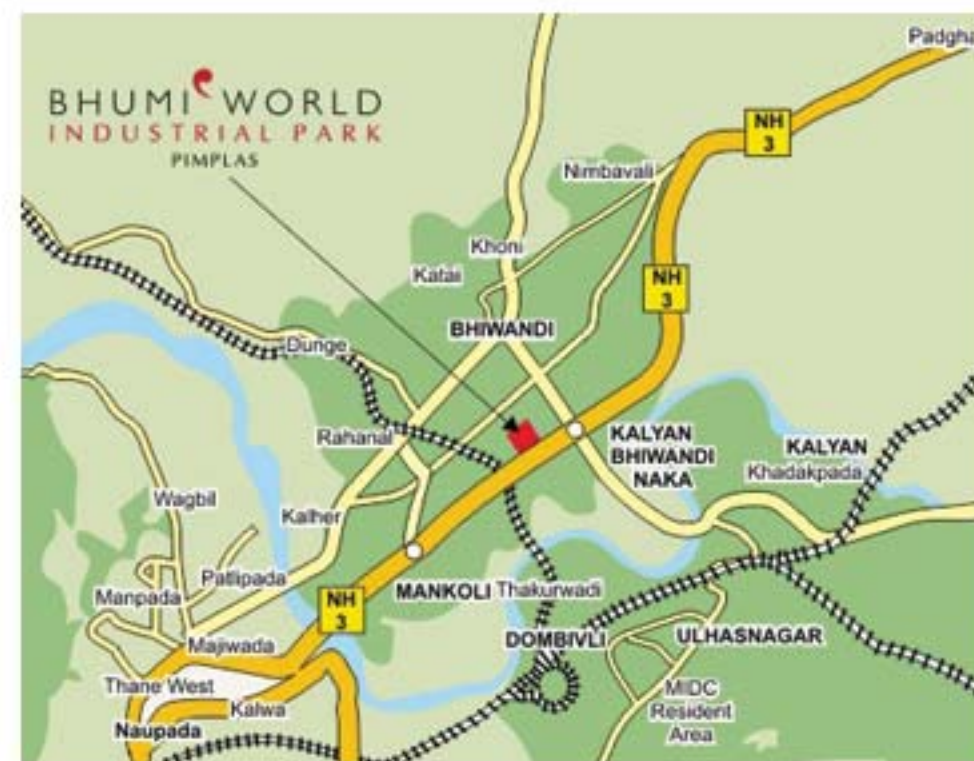
Sprawled across 52 acres of prime location in an Octroi-free zone at Pimplas – just 9 kms from Thane(Majiwada) and 7 kms from Kalyan Station on Mumbai - Nasik Bypass (NH3) – it is right within the rapidly developing hub that is away from Mumbai yet very close to all its facilities.

Strategic Location | Perfect Position. Easy Access.

PIMPLAS: Located very close to Mumbai on the Mumbai-Nashik Highway (NH3), Just 9 kms from Thane & 7 kms from Kalyan station.

RCC Structure - Industrial Units / Office Spaces

Industrial Sheds and Proposed Commercial Units & Showrooms



One of the most important assets in your business can be the site. At Bhumi World-Industrial Park you will get two premium advantages - Location and Logistics.

- Proximity to Mumbai-Nashik Highway (NH3)
- Located just 9 kms from Thane (Majiwada) and 7 kms from Kalyan station
- 10 minutes away from railway station, connecting Central and Western lines
- Perfect position to develop your SMEs
- Close to major industrial zones such as Thane-Belapur-Navi Mumbai belt, Wagle Industrial Estate, Bhiwandi Indl. Area and Kalyan, Dombivli & Ambarnath MIDC
- Pay and Use exclusive bus service from nearby points
- Located in an Octroi Free Zone
- Easy availability of National Transporters



Conference Room

LOCATION ADVANTAGES

- Easy Accessibility by Road & Rail • 9 kms from Thane & 7 kms from Kalyan • Approved Industrial Area • Octroi Free Zone

INFRASTRUCTURE ADVANTAGES

- Strategically laid 40 / 50 ft. Internal Roads • RCC road with Paver Blocks • Well Planned rain water Drainage System • High Power Street Lights

STRATEGIC ADVANTAGES

- Customizable Units useful as Industrial and Office Spaces • Plush Office Entrance with Waiting Lounge for clients and guests
- Business friendly features like Conference Room, Internet Cafe, etc.

OWNER ADVANTAGES

- Business friendly Modern Facilities • Finance available through Bank Loans • Restaurant for Entertaining Clients & Self
- Shops for Industrial Goods

EMPLOYEE ADVANTAGES

- Professionally managed Canteen providing healthy, hygienic food with separate A/C Room for Owners
- General Stores for the daily needs • Pay and Use exclusive Shuttle Bus Service from various points

SUPPORT ADVANTAGES

- Regular Bus Service • Ambulance Service • Drinking Water Purification Plant • National Transporters available

PRIMARY ADVANTAGES

- Staff Accommodation - 1 Room + Kitchen with Bathroom (Gr. + 2 floor) • Purified Drinking Water
- Professionally managed Canteen providing healthy, hygienic food with separate A/C Room for Owner

Bhumi World Assetvantage - Our mission is to provide you with complete and customized infrastructure solutions for your business. Industrial Units / Office Spaces and Industrial Sheds are flexible, multi-use and customizable with necessary facilities ensuring value for money, helping you take your business to greater heights.

LOCATION ADVANTAGES



Easy Connectivity

INFRASTRUCTURE ADVANTAGES



Network of Internal Roads

STRATEGIC ADVANTAGES



Customizable Multi-use Unit

OWNER ADVANTAGES



Restaurant

EMPLOYEE ADVANTAGES



Canteen

SUPPORT ADVANTAGES



Exclusive Shuttle Bus Service

PRIMARY ADVANTAGES



Staff Accomodation



RCC Structure



Goods Lift for Industrial Operation



Chain Pulley for Machine Lifting

If you are looking for a business unit that's multi-use, space saving, stylish, easily accessible with international features at an affordable price, then Bhumi World's RCC Structure - Industrial Units/Office Spaces are just perfect for you. Do business the way the world does.

Special Features

Each unit measures up to 2400 sq. ft. carpet area • Customizable by joining multiple units together • Strong, earthquake resistant design • Strict quality control on construction • Flexible design for industrial units as well as office spaces • Dual use as industrial unit & office space • Designs approved by eminent Vaastu Consultant

RCC Details

Ground + 2 structure • Ground floor height 16 ft. • First & Second floor 12 ft height • 5 ton chain pulley • 4 goods lift • 6 ft. wide staircase with ramp • 6 ft. wide main entrance passage • Fire exit • Ground + 2 TRIMIX flooring • Cross window ventilation with steel grill • 20 ft. wide stylish office entrance • Toilet in each block • Overhead water tank • Bore well water supply • Acrylic paints

Built-in Office Space | Never-Before-Seen Facility



Entrance Lobby for Offices



Capsule Lift & Wide Staircase

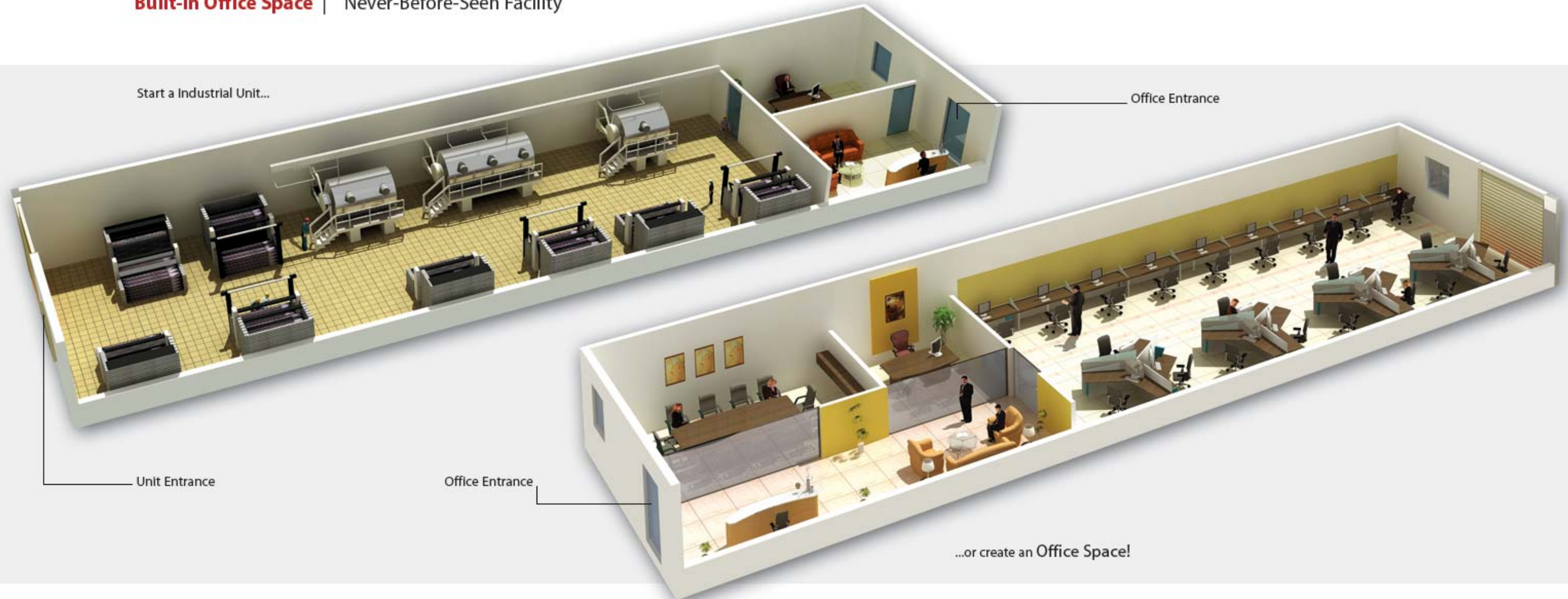


Center Sitting Arrangements

Style and Substance

The RCC Structure have been meticulously planned to accommodate a fully functioning office. Entrance to this office area is complete with rich ambience to give your business a new look. Features like capsule lift, decorated passage for office entrance and wide staircases make this Built-in Office Space a perfect choice for today's businesses. Along with modern business-friendly amenities like conference room, stylish lounge & sit-out area have also been planned for a enhanced work environment.

Built-in Office Space | Never-Before-Seen Facility



Customization Advantage

Each RCC Structure unit gives you flexibility of choice. Use the space as per your need and requirement. With customization option in place, you can easily create your industrial unit or office space.


All units are planned with separate entries as per the customers usage convenience.

Hi-Quality Industrial Sheds | Space To Grow

Planned For Performance | We Build.You Win.



Industrial Sheds



Turbo Ventilators & Transparent FRP Sheets



Fire Exit

Perfect for businesses requiring a space with modern infrastructure and amenities all combined in a convenient location. Industrial Sheds are packed with features like uninterrupted power with a unique design that provides 100% wall to wall carpet area and are ideal as manufacturing units or storage spaces.

Unique Features

Spacious and well-lit, packed with electricity saving, temperature control features, containing essentials like Fire Exits and Toilets. Industrial Sheds ensure high performance and value for money.

Industrial Shed Details

Heavy Industrial Shed with colour-coated galvalume roof • Each shed comprises of 4000 sq ft. carpet area without pillars • Each shed can be customized by combining multiple sheds Minimum 20 ft. side height and 25 ft. center height • Turbo Ventilators for reducing internal temperature • Transparent FRP Sheets for skylight, to save electricity • TRIMIX flooring • Toilet blocks in each shed • In-built Crane provision • Fire Exit as per safety norms

Finally A Complete Business Space For You | Power Features At A Glance



VERSATILE FEATURES

- Located on Mumbai-Nashik Highway (NH3)
- Connectivity Advantage – Proximity to Mumbai
- 9 Kms from Thane, 7 Kms from Kalyan
- Business Amenities like Internet, Conference Room, Waiting Lounge, etc
- Customizable Units that can be tailored to fit your business needs
- Cafeteria, Shopping Plaza, etc
- Strategic Business Advantage – Octroi Free Zone
- Pay and Use exclusive pickup Bus Service from nearby points

BHUMI WORLD
YOUR WORLD. OUR VISION.

BHUMI ASSOCIATES

Corporate Office: Bata Compound, Service Road, Khopat, Thane (West) 400 601, Maharashtra, INDIA.

Telefax: +91 22 2547 4806 / 07 | **Website:** bhumiworld.in

Project Office: Pimplas Village, Mumbai-Nashik Highway, Between Mankoli & Kalyan-Bhiwandi Naka, Pimplas, Thane 421 302, Maharashtra, INDIA.