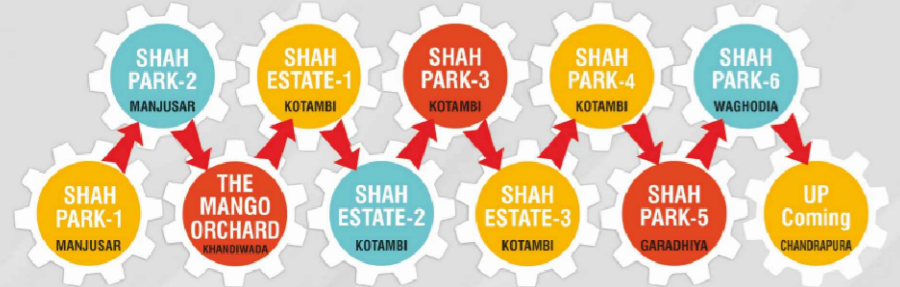


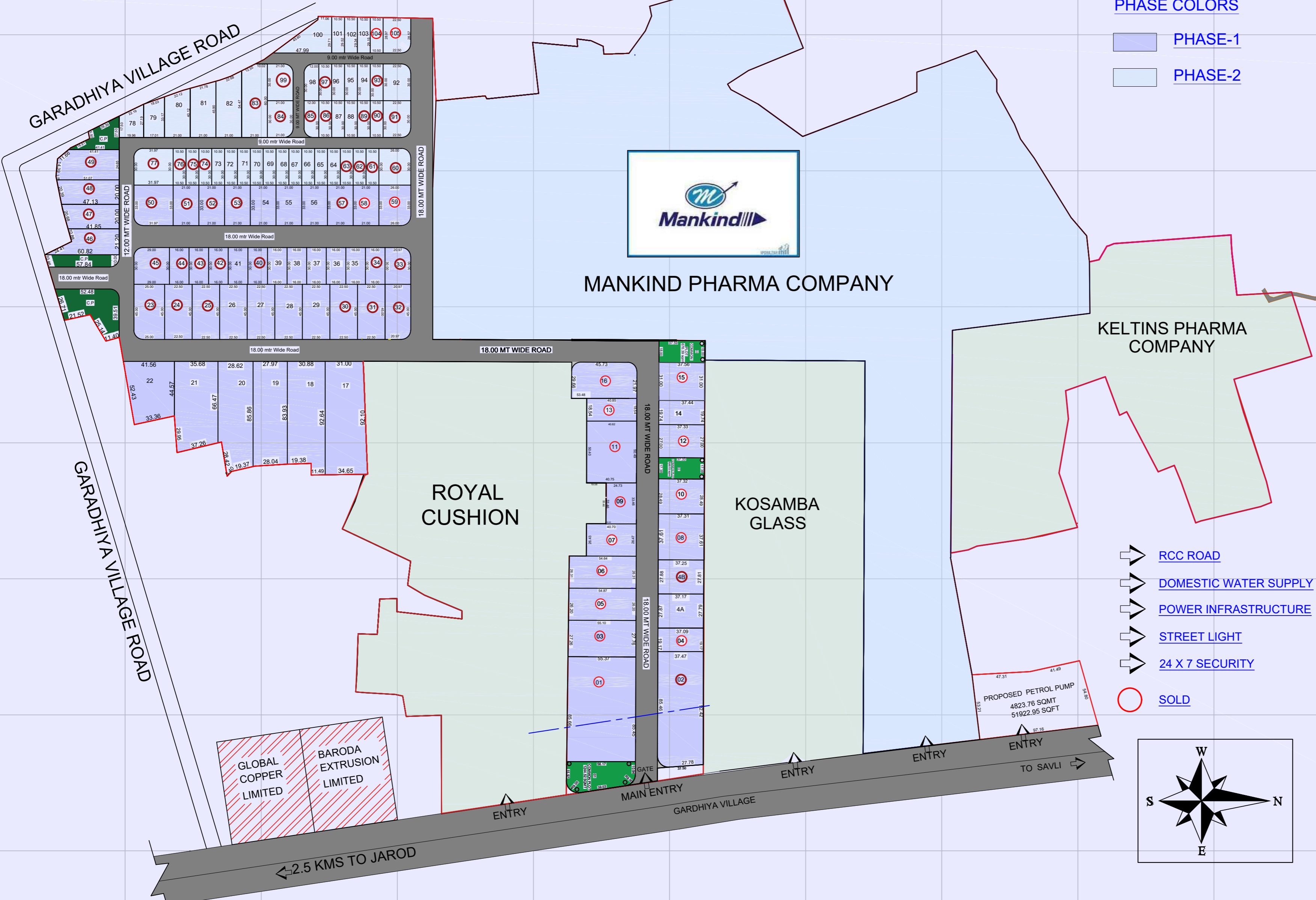
SHAH INDUSTRIAL PARK - 5

GARDHIYA



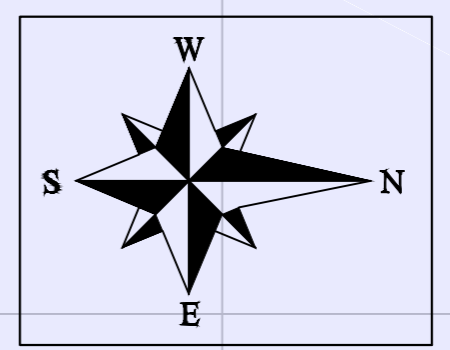
PHASE COLORS

- PHASE-1
- PHASE-2



AREA TABLE					
PLOT NO.	AREA IN SQMT	AREA IN SQFT	PLOT NO.	AREA IN SQMT	AREA IN SQFT
1	4769.79	51342.02	53	693.00	7459.45
2	3475.04	37405.33	54	693.00	7459.45
3	1643.88	17694.72	55	693.00	7459.45
4	711.47	7658.26	56	693.00	7459.45
4A	1033.51	11124.70	57	693.00	7459.45
4B	1036.12	11152.80	58	693.00	7459.45
5	1440.67	15507.37	59	767.92	8265.89
6	1440.67	15507.37	60	767.92	8265.89
7	1075.16	11573.02	61	315.00	3390.66
8	1402.43	15095.76	62	315.00	3390.66
9	828.43	8917.22	63	315.00	3390.66
10	1062.97	11441.81	64	315.00	3390.66
11	2058.60	22158.77	65	315.00	3390.66
12	1008.23	10852.59	66	315.00	3390.66
13	757.20	8150.50	67	315.00	3390.66
14	738.45	7948.68	68	315.00	3390.66
15	1162.51	12513.26	69	315.00	3390.66
16	1552.80	16714.34	70	315.00	3390.66
17	3035.65	32675.74	71	315.00	3390.66
18	2686.86	28921.36	72	315.00	3390.66
19	2371.07	25522.20	73	315.00	3390.66
20	2431.89	26176.86	74	315.00	3390.66
21	2489.94	26801.71	75	315.00	3390.66
22	1800.10	19376.28	76	315.00	3390.66
23	1112.92	11979.47	77	946.95	10192.97
24	1012.50	10898.55	78	445.89	4799.56
25	1012.50	10898.55	79	513.37	5525.91
26	1012.50	10898.55	80	772.96	8320.14
27	1012.50	10898.55	81	903.29	9723.01
28	1012.50	10898.55	82	1043.67	11234.06
29	1012.50	10898.55	83	1229.63	13235.74
30	1012.50	10898.55	84	617.92	6651.29
31	1012.50	10898.55	85	347.92	3745.01
32	931.46	10026.24	86	315.00	3390.66
33	617.02	6641.60	87	315.00	3390.66
34	480.00	5166.72	88	315.00	3390.66
35	480.00	5166.72	89	315.00	3390.66
36	480.00	5166.72	90	315.00	3390.66
37	480.00	5166.72	91	662.92	7135.67
38	480.00	5166.72	92	662.92	7135.67
39	480.00	5166.72	93	315.00	3390.66
40	480.00	5166.72	94	315.00	3390.66
41	480.00	5166.72	95	315.00	3390.66
42	480.00	5166.72	96	315.00	3390.66
43	480.00	5166.72	97	315.00	3390.66
44	480.00	5166.72	98	347.92	3745.01
45	857.85	9233.90	99	617.92	6651.29
46	957.66	10308.25	100	834.27	8960.08
47	892.62	9608.16	101	310.94	3346.96
48	981.97	10569.93	102	309.01	3326.18
49	1219.55	13127.24	103	307.07	3305.30
50	1042.85	11225.24	104	305.14	3284.53
51	693.00	7459.45	105	635.29	6838.26
52	693.00	7459.45			

- RCC ROAD
- DOMESTIC WATER SUPPLY
- POWER INFRASTRUCTURE
- STREET LIGHT
- 24 X 7 SECURITY
- SOLD



← 2.5 KMS TO JAROD

PROPOSED PETROL PUMP
4823.76 SQMT
51922.95 SQFT



MANKIND PHARMA COMPANY

KELTINS PHARMA COMPANY

ROYAL CUSHION

KOSAMBA GLASS

GLOBAL COPPER LIMITED

BARODA EXTRUSION LIMITED

GARDHIYA VILLAGE

ENTRY

ENTRY

ENTRY

MAIN ENTRY

ENTRY

TO SAVLI